

Amazing Word Bingo

Building Your Child's Vocabulary


You and your child will:

Have fun playing bingo while you learn new words.

You need:


- Game chips
- Word cards
- Bingo game board

1




Each player chooses a **bingo game board**.

2



Pick a **word card** from the stack. If a player has the word on his/her game board, **read the word and definition aloud**

3



After reading the definition, **use the word in a sentence.** **Support to your child as needed.*

Questions to ask:

- What does this picture show?
- Can you use this word in a sentence?

4



Find the word on the bingo card. **Put a chip** on the word.

5



Take turns drawing word cards. Say **BINGO**, when you fill your card!

Amazing Words

Building Your Child's Vocabulary

You and your child will:

Have fun learning and matching new words.

You need:

- Set of 8 words Cards
- Magnetic letters
- Candy Lane board game

1



Choose a word card. Look at the picture together to help your child understand the word. **Read the word and definition** to your child.

2



Help your child spell the word by matching the magnetic letters to the word on the card.

Questions to ask:

- What's the first letter we need to find?
- Do you know what letter this is?
- How many letters make up this word?

3



Once the word is spelled, help your child to **use the word in a sentence**.

4



Continue to learn new words. Remember to praise your child for his/her efforts.

Candy Lane

Building Your Child's Vocabulary

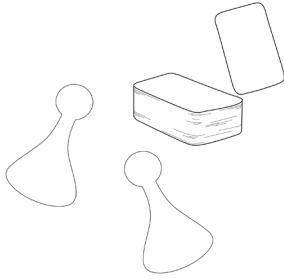
You and your child will:

Have fun learning new words as you play Candy Lane.

You need:

- Word Cards
- Game pieces
- Candy Lane game board

1



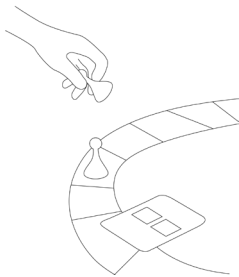
Place the game cards with the **word face down**. Each **player** chooses a game piece and begins at the starting line.

2



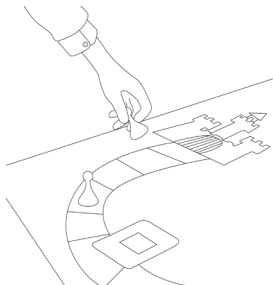
Pick a word card. Read the **word and definition** to your child. Help your child use the word in a sentence. **Provide support to your child as needed.*

3



Turn the card over and move the game piece the number of colored spaces shown on the card.

4



Take turns picking a word card until you reach Lollipop Castle.

Investigating Books

Building Your Child's Vocabulary

You and your child will:

Have fun exploring books and looking for big amazing words.

You need:

- Puppet
- Finger pointer
- Magnifying glass
- Paper towel tube

Books for this station:

- *Fancy Nancy* by Jane O'Conner
- *Max's Words* by Kate Banks
- *Thesaurus Rex* by Laya Steinberg & Debbie Harter
- *Big Words for Little People* by Jamie Lee Curtis

1



Say, "These books have big, amazing words". Let your child choose a book that interests him/her. **Read** the book together.

2



Help your child look for the **amazing words** in the book. Use simple words to define and help your child understand unknown words.

3




Talk about the words in the book. **Say, "Let's read the sentence to help us understand the meaning of the word".**

Questions to ask:

- What do you think this word means?
- How does the picture help us understand the word?

4



Keep the conversation going. Expand on your child's ideas, comments and questions.

Leaning Tower

Building Your Child's Vocabulary

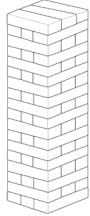
You and your child will:

Have fun learning Amazing Words while playing the game Jenga.

You need:


- Jenga blocks

1




Build a tower, place **3 horizontal** blocks next to each other. Then, lay **3 vertical blocks** over these. Repeat this pattern using all of the blocks.

2



Say, “We’re going to take turns removing the blocks without making the tower fall. Each block has an **Amazing Word** on it and we’re going to find out what it says”.

3



Take turns **removing a block carefully** from the tower (make sure it isn't one from the top). **Read the word and definition** to your child. Talk about the word and its meaning.

4



Questions to ask:

- Have you heard this word before?
- Can you tell me something about this word?
- Can you use it in a sentence?

5



Take turns removing the blocks and talking about the words. When the tower falls, start over.